

FT3 III CalSet



REF 09077871190

→ 4 x 1.0 mL

English

Intended use

FT3 III CalSet is used for calibrating the quantitative Elecsys FT3 III assay on **cobas e** immunoassay analyzers.

Summary

FT3 III CalSet is a lyophilized human serum with added T3 in two concentration ranges.

The CalSet can be used with all reagent lots.

Reagents - working solutions

- FT3 III Cal1: 2 bottles, each for 1.0 mL of calibrator 1
- FT3 III Cal2: 2 bottles, each for 1.0 mL of calibrator 2

FT3 in two concentration ranges (approximately 2 pmol/L or 1.3 pg/mL and approximately 40 pmol/L or 26 pg/mL) in a human serum matrix.

cobas e 402 and **cobas e 801** analyzers: The exact lot-specific calibrator values are encoded in the electronic barcode and available via the **cobas** link.

All other analyzers: The exact lot-specific calibrator values are encoded in the barcode as well as printed on the enclosed (or electronically available) calibrator barcode sheet.

Calibrator values

Traceability: The Elecsys FT3 III assay has been standardized against the Elecsys FT3 assay (REF 03051986190). The Elecsys FT3 assay (REF 03051986190) is traceable to the Elecsys FT3 assay (REF 11731386122) which was standardized using equilibrium dialysis.^{1,2}

Precautions and warnings

For in vitro diagnostic use for health care professionals. Exercise the normal precautions required for handling all laboratory reagents.

Infectious or microbial waste:

Warning: handle waste as potentially biohazardous material. Dispose of waste according to accepted laboratory instructions and procedures.

Environmental hazards:

Apply all relevant local disposal regulations to determine the safe disposal.

Safety data sheet available for professional user on request.

This kit contains components classified as follows in accordance with the Regulation (EC) No. 1272/2008:



Warning

- | | |
|------|--|
| H317 | May cause an allergic skin reaction. |
| H412 | Harmful to aquatic life with long lasting effects. |

Prevention:

- | | |
|------|---|
| P261 | Avoid breathing dust/fume/gas/mist/vapours/spray. |
| P273 | Avoid release to the environment. |
| P280 | Wear protective gloves. |

Response:

- | | |
|-------------|--|
| P333 + P313 | If skin irritation or rash occurs: Get medical advice/attention. |
| P362 + P364 | Take off contaminated clothing and wash it before reuse. |

Disposal:

- | | |
|------|--|
| P501 | Dispose of contents/container to an approved waste disposal plant. |
|------|--|

Product safety labeling follows EU GHS guidance.

Contact phone: all countries: +49-621-7590

All human material should be considered potentially infectious. All products derived from human blood are prepared exclusively from the blood of donors tested individually and shown to be free from HBsAg and antibodies to HCV and HIV. The testing methods use assays that have been approved by the FDA or that are in compliance with the legal rules applicable to placing in vitro diagnostic medical devices for human use on the market in the European Union.

However, as no testing method can rule out the potential risk of infection with absolute certainty, the material should be handled with the same level of care as a patient specimen. In the event of exposure, the directives of the responsible health authorities should be followed.^{3,4}

Avoid foam formation in all reagents and sample types (specimens, calibrators and controls).

Handling

Carefully dissolve the contents of one bottle by adding exactly 1.0 mL of distilled or deionized water and allow to stand closed for 15 minutes to reconstitute. Mix carefully, avoiding foam formation.

Transfer the reconstituted calibrators into the supplied empty labeled snap-cap bottles.

cobas e 411 analyzer: The reconstituted calibrators should only be left on the analyzer during calibration at 20-25 °C. After use, close the bottles as soon as possible and store upright at 2-8 °C.

Due to possible evaporation effects, not more than 5 calibration procedures per bottle set should be performed.

cobas e 402, **cobas e 601**, **cobas e 602** and **cobas e 801** analyzers: Unless the entire volume is necessary for calibration on the analyzers, transfer aliquots of the reconstituted calibrators into empty snap-cap bottles (CalSet Vials). Attach the supplied labels to these additional bottles. Store the aliquots at 2-8 °C for later use.

Perform **only one** calibration procedure per aliquot.

Please note for **cobas e 402**, **cobas e 602** and **cobas e 801** analyzers: Both the vial labels, and the additional labels (if available) contain 2 different barcodes. Please turn the vial cap 180° into the correct position so that the barcode between the yellow markers can be read by the system. Place the vial on the analyzer as usual.

Storage and stability

Store at 2-8 °C.

The lyophilized calibrators are stable up to the stated expiration date.

Stability of the reconstituted calibrators:	
at 2-8 °C	8 weeks
on cobas e 411 analyzer at 20-25 °C	up to 5 hours
on cobas e 402 , cobas e 601 , cobas e 602 and cobas e 801 analyzers at 20-25 °C	use only once

Store calibrators **upright** in order to prevent the calibrator solution from adhering to the snap-cap.

Materials provided

- FT3 III CalSet, barcode card, 4 labeled empty snap-cap bottles, 2 x 6 bottle labels

Materials required (but not provided)

- REF 11776576322, CalSet Vials, 2 x 56 empty snap-cap bottles
- cobas e** immunoassay analyzers and Elecsys FT3 III assay reagents
- Distilled or deionized water

See the assay Method Sheet and the operator's manual for additionally required materials.

Assay

Place the reconstituted calibrators (in the system-compatible bottles with barcoded labels) in the sample zone.

Read in all the information necessary for calibrating the assay.

Ensure the calibrators are at 20-25 °C prior to measurement.

References

- 1 Ekins RP. Measurement of free hormones in blood. *Endocr Rev* 1990;11(1):5-46.
- 2 Ekins RP, Ellis SM. The radioimmunoassay of free thyroid hormones in serum. In Robbins J, Braverman LE (eds). *Thyroid research, Proceedings of the Seventh International Thyroid Conference*, Boston. Amsterdam, Excerpta Medica 1975:597.
- 3 Occupational Safety and Health Standards: Bloodborne pathogens. (29 CFR Part 1910.1030). Fed. Register.
- 4 Directive 2000/54/EC of the European Parliament and Council of 18 September 2000 on the protection of workers from risks related to exposure to biological agents at work.







For further information, please refer to the appropriate operator's manual for the analyzer concerned, the respective application sheets, the product information and the Method Sheets of all necessary components (if available in your country).

A point (period/stop) is always used in this Method Sheet as the decimal separator to mark the border between the integral and the fractional parts of a decimal numeral. Separators for thousands are not used.

Any serious incident that has occurred in relation to the device shall be reported to the manufacturer and the competent authority of the Member State in which the user and/or the patient is established.

Symbols

Roche Diagnostics uses the following symbols and signs in addition to those listed in the ISO 15223-1 standard (for USA: see dialog.roche.com for definition of symbols used):

	Contents of kit
	Analyzers/Instruments on which reagents can be used
	Reagent
	Calibrator
	Volume after reconstitution or mixing
	Global Trade Item Number

COBAS, COBAS E and ELECSYS are trademarks of Roche.

All other product names and trademarks are the property of their respective owners.

Additions, deletions or changes are indicated by a change bar in the margin.

© 2020, Roche Diagnostics



Roche Diagnostics GmbH, Sandhofer Strasse 116, D-68305 Mannheim
www.roche.com

+800 5505 6606

